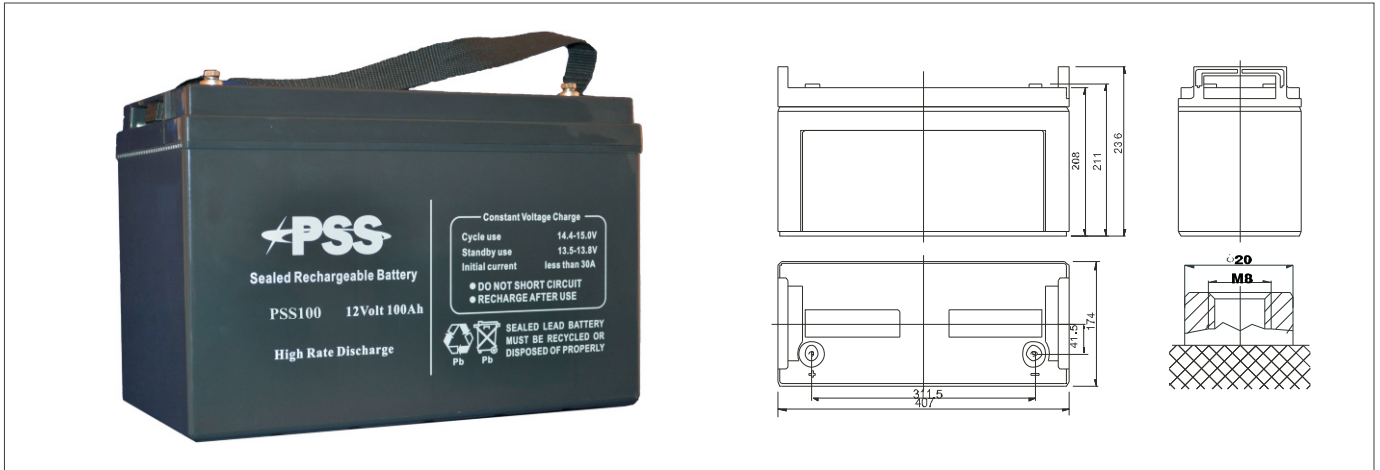


PSS100



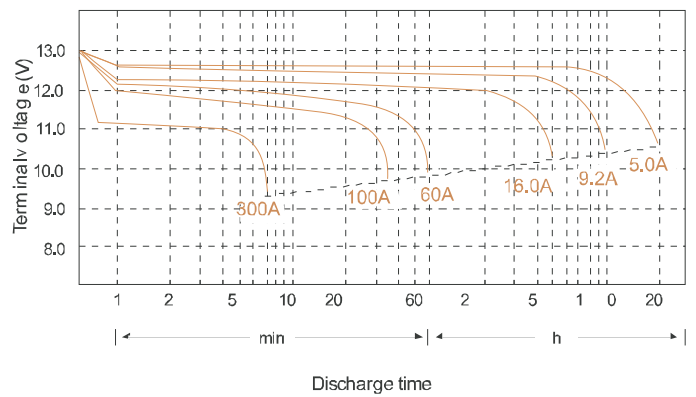
■ SPECIFICATIONS

Nominal Voltage		12V
Rated Capacity(20 hour rate)		100Ah
Dimensions	Total Height (with terminals)	9.29inches (236mm)
	Height	8.19inches (208mm)
	Length	16.02inches (407mm)
	Width	6.85inches (174mm)
Weight		Approx. 72.69pound(33kg)

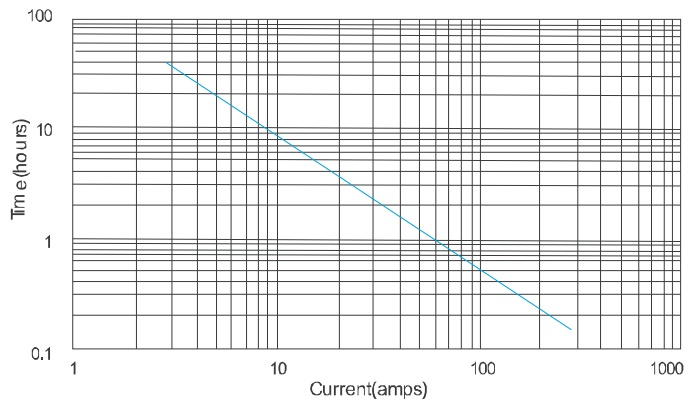
■ CHARACTERISTICS

Capacity 77°F(25°C)	20 hour rate (5.0A)	100Ah
	10 hour rate (9.2A)	92Ah
	5 hour rate (16.0A)	80Ah
	1 hour rate (60.0A)	60Ah
	15 minute Rate (164A)	41Ah
Internal Resistance	Full charged Battery 77°F(25°C)	4.5mΩ
Capacity affected by Temperature (20 hour rate)	104°F(40°C)	102%
	77°F(25°C)	100%
	32°F(0°C)	85%
	5°F(-15°C)	65%
Self-Discharge 77°F(20°C)	Capacity after 3 month storage	91%
	Capacity after 6 month storage	81%
	Capacity after 12 month storage	60%
Max. Discharge Current 77°F(25°C)	800A(5S)	
Terminal	M3	
Charge (Constant Voltage)	Cycle	Initial Charging Current less than 30A Voltage 14.4~14.7V/77°F(25°C)
	Float	Voltage 13.5~13.8V/77°F(25°C)

■ DISCHARGE CURVES 77°F(25°C)



■ DISCHARGE CURRENT VS. TIME 77°F(25°C)



The above data are average values, and can be obtained within 3 charge/discharge cycles. These are not minimum values.

■ CONSTANT WATTAGE DISCHARGE (WATTS PER CELL@25°C)

Out of voltage/vcell	1M	5M	10M	15M	30M	45M	1h	2h	3h	5h	8h	10h	12h	24h
1.60V	625	571	394	307	191	148	119	70.0	49.1	32.4	22.9	18.3	15.7	8.11
1.65V	617	542	389	304	185	146	115	69.1	49	32.2	22.8	18.2	15.6	8.1
1.67V	610	540	386	302	173	144	114	68.8	48.6	31.9	22.7	18.2	15.5	8.09
1.70V	602	506	379	291	162	142	111	68.4	47.7	31.6	22.3	18.1	15.4	8.07
1.75V	541	461	346	274	156	141	108	67.9	46.4	31.0	21.7	18.0	15.3	8.06
1.80V	496	423	330	264	151	138	107	66.6	46.1	30.5	21.4	17.7	15.2	8.04
1.85V	398	339	273	231	141	127	104	64.2	45.0	29.5	20.1	16.9	14.4	7.62

