


PSS12



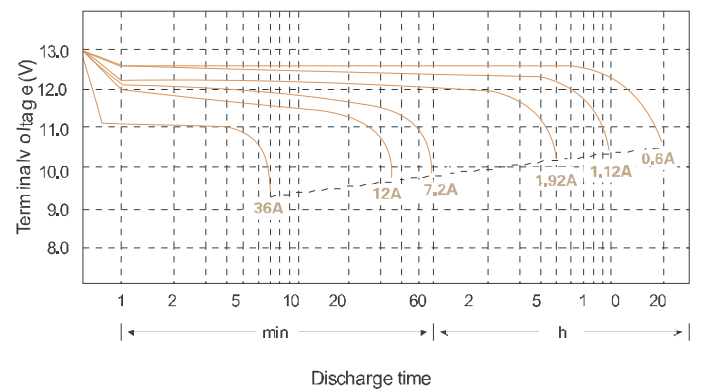
SPECIFICATIONS

Nominal Voltage		12V
Rated Capacity(20 hour rate)		12Ah
Dimensions	Total Height (with terminals)	3.94inches(100mm)
	Height	3.70inches(94mm)
	Length	5.94inches(151mm)
	Width	3.86inches(98mm)
Weight		Approx. 8.48pound(3.85kg)

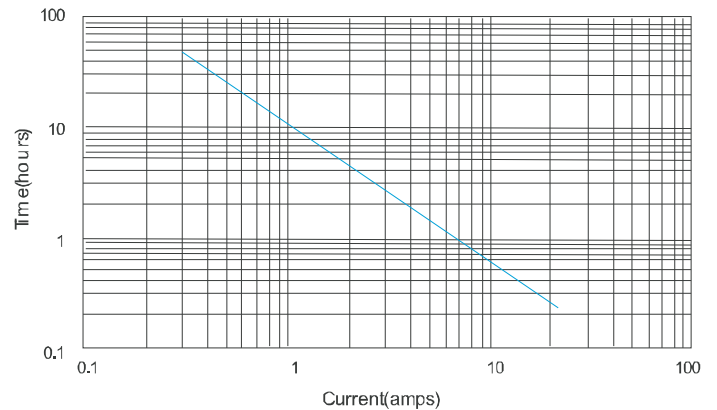
CHARACTERISTICS

Capacity 77°F(25°C)	20 hour rate (600mA)	12.0Ah
	10 hour rate (1.12A)	11.2Ah
	5 hour rate (1.92A)	9.6Ah
	1 hour rate (7.20A)	7.2Ah
	15 minute Rate (21.1A)	5.3Ah
Internal Resistance	Full charged Battery 77°F(25°C)	17mΩ
Capacity affected by Temperature (20 hour rate)	104°F(40°C)	102%
	77°F(25°C)	100%
	32°F(0°C)	85%
	5°F(-15°C)	65%
Self-Discharge 77°F(20°C)	Capacity after 3 month storage	91%
	Capacity after 6 month storage	81%
	Capacity after 12 month storage	60%
Max. Discharge Current 77°F(25°C)	180A(5S)	
Terminal	F2	
Charge (Constant Voltage)	Cycle	Initial Charging Current less than 3.6A Voltage 14.4~14.7V/77°F(25°C)
	Float	Voltage 13.5~13.8V/77°F(25°C)

DISCHARGE CURVES 77 °F(25 °C)



DISCHARGE CURRENT VS. TIME 77 °F(25 °C)



The above data are average values, and can be obtained within 3 charge/discharge cycles. These are not minimum values.

CONSTANT WATTAGE DISCHARGE (WATTS PER CELL@25°C)

Cut off voltage/v/cell	5M	10M	15M	30M	45M	60M
1.60V	81.6	52.4	40.0	22.6	17.4	14.0
1.65V	79.2	51.3	39.7	22.3	17.2	13.9
1.70V	76.9	50.8	39.2	21.8	16.6	13.7
1.75V	75.0	50.5	38.8	21.2	16.0	13.4
1.80V	70.7	49.0	36.1	20.4	15.3	12.6

